


Last9

# Quickwork champions platform transparency for its customers with Last9



# Contents

03	— Introduction
03	— Growing Pains
05	— The Last9 Advantage
08	— Key Results
10	— About Us



# Introduction

Quickwork is a no-code, enterprise-grade integration, and automation platform (iPaaS) that enables developers and companies to build workflows, publish APIs, and manage conversational interactions with customers, employees, and partners.

It integrates with over 1,500 applications across various domains, such as business, consumer, AI, analytics, messaging, and IoT, facilitating seamless data exchange to automate tasks in real-time without human intervention.

Many reputed enterprise customers like Axis Bank, Yes Bank, Unity Bank, Lupin, DMI Finance, Google Pay, and Samsung Pay use the Quickwork integration platform to process high volume transactions in real-time. Quickwork, with 10,000 workflows and 650 million transactions per month, wanted to provide transparency and visibility to their customers on the platform's performance for better platform capacity utilisation and provisioning.



## Growing Pains

### High Cardinality

Per customer monitoring of the platform

### Scale

50M transactions per day across customers

### Cost

Per customer visibility becoming cost-prohibitive

### Reliability

Visualization and alerting high-cardinality data



The team at Quickwork is obsessed about customer satisfaction, and they wanted to resolve the above pain points by providing performance insights to their customers on certain KPIs related to workflows:

- Consumption
- Concurrency Quota
- CPU Quota
- Memory Quota
- Quality of Service and Latency

While putting together a plan for customer-level instrumentation of these metrics, the team also identified the challenges of dealing with the resultant high-cardinality data — leading to increased complexity in the use case, and with growing customers, their in-house setup was proving difficult to scale.

Prometheus' documentation discourages users from overusing labels; it is infamous for choking up when writing and reading high-cardinality data. Further, with serverless architecture, the container-based instrumentation of Prometheus runs into challenges like being unable to set up alerts for a large pool of ephemeral components. This leads to customers' lack of visibility into platform performance metrics.

## quickwork

Levitate's compatibility with Prometheus made migrating extremely straightforward. We were up and running quickly without spending precious engineering hours.



Krish Advani  
Co-founder & CTO

Quickwork provides extra buffer capacity to help increase transaction volumes based on the customer's plan, and they wanted to eliminate the extra provisioning by giving customers visibility into how they use the Quickwork platform, giving insights into consumption patterns.



As they roll out monitoring for their customers, they intend to extend the observability from a per-workflow basis to a per-step basis, further increasing the cardinality of the data. With the plan to enable their customers to set up alerts on their data, the need for a purpose-built high-cardinality telemetry store that is efficient and cost-effective becomes more apparent.

## The Last9 Advantage

### **Purpose-built for High Cardinality**

Ground-up telemetry warehouse intended for high-dimensionality data

### **Proven Scale & Reliability**

Cricket-scale traffic support for customers with 400M samples/min and 50M concurrent users

### **No Cost Surprises**

Predictable single-metric billing mode based on the number of samples ingested

High cardinality data is essential for achieving granular observability. Hence, Levitate was built to ingest such data, and query and alert on it. Each metric has a default quota of 20M time series daily, which can be increased upon request. Levitate also has no limits on the number of metrics, while custom metrics in tools like Datadog inflate costs significantly, leading to teams adding instrumentation constraints.


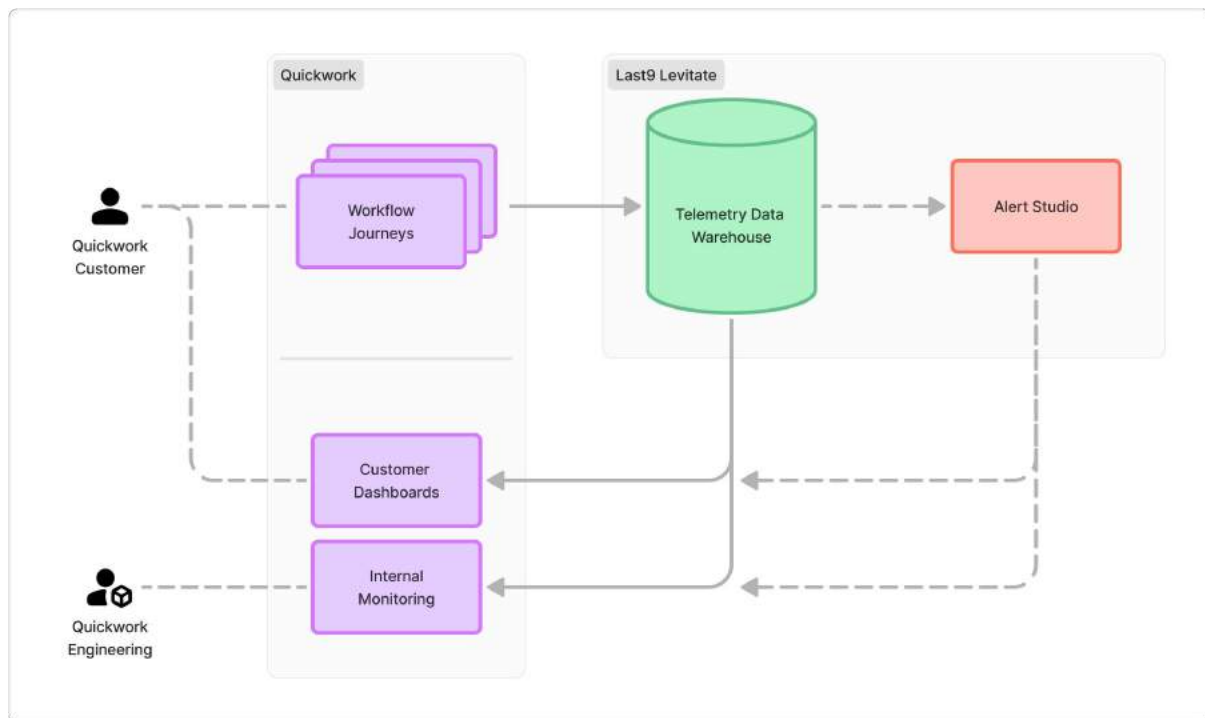
Having powered monitoring for large-scale live streaming events, Levitate gave Quickwork confidence that their needs can be supported — to enable per-customer monitoring for their engineering team and provide visibility into per-workflow metrics for their customers.

Cardinality Explorer's streamlined and unified experience for identifying impacted metrics and their label values, combined with Streaming Aggregation to control such metrics at the ingestion level, gives the Quickwork team unprecedented control of their telemetry without much instrumentation change.



Built to support Open Standards, starting the PoC on Levitate became as easy as changing a Prometheus configuration file for Quickwork.

The Quickwork team duplicated their existing Grafana dashboards, simply changed the source URL to point to Levitate, and they were up and ready for review. Over the three weeks, as they reviewed performance and scale, they could start deprecating the monitoring infra on their end with bare minimum code changes.



Quickwork's workflow journey metrics are scraped and pushed to Levitate to enable per-workflow monitoring for their customers. The Last9 API is then used to fetch metrics from the Telemetry Data Warehouse and configure & evaluate alert configurations from Alert Studio to power both:

- The Grafana dashboards and alerting used by Quickwork's engineering team, and
- The Quickwork iPaaS dashboard is used by its customers to monitor and set alerts on their workflow metrics

## Monitoring

1m 1h

Monitoring enables you to view critical metrics related to a specific journey, facilitating quicker identification of issues and optimization opportunities; additionally, it provides the capability to set up alerts for proactive management.



The ease with which Levitate does the heavy lifting for us with high-cardinality data at massive scale is phenomenal. Enabling per-customer monitoring and making the metrics visible to our customers in their dashboards to improve CSAT became a no-brainer.



Krish Advani  
Co-founder & CTO





# ⚡ Key Results

## Per Customer Observability

Ability to provide real-time metrics to each customer

## Improved Granular Monitoring

Workflow health metrics beyond successes and failures

## Higher Customer Satisfaction

Better transparency of workflow health for proactive management

## Increased ROI

Improved reliability, yet cost-effective, and ease of portability due to Open Standards support

After a quick three-week POC, the Quickwork team was able to finalize Levitate as the solution to power their embedded monitoring on a per-customer level. Today, their customer dashboards go beyond transaction counts and workflow successes and failures to include concurrency, status codes, response time, and more, along with the ability to set up alerts to ensure customer satisfaction and higher CSAT scores.

## Bring Your Own Cloud Model

Levitate comes with a Bring Your Own Cloud (BYOC) model - we can deploy in our customers' cloud directly offering all the features Levitate comes with.

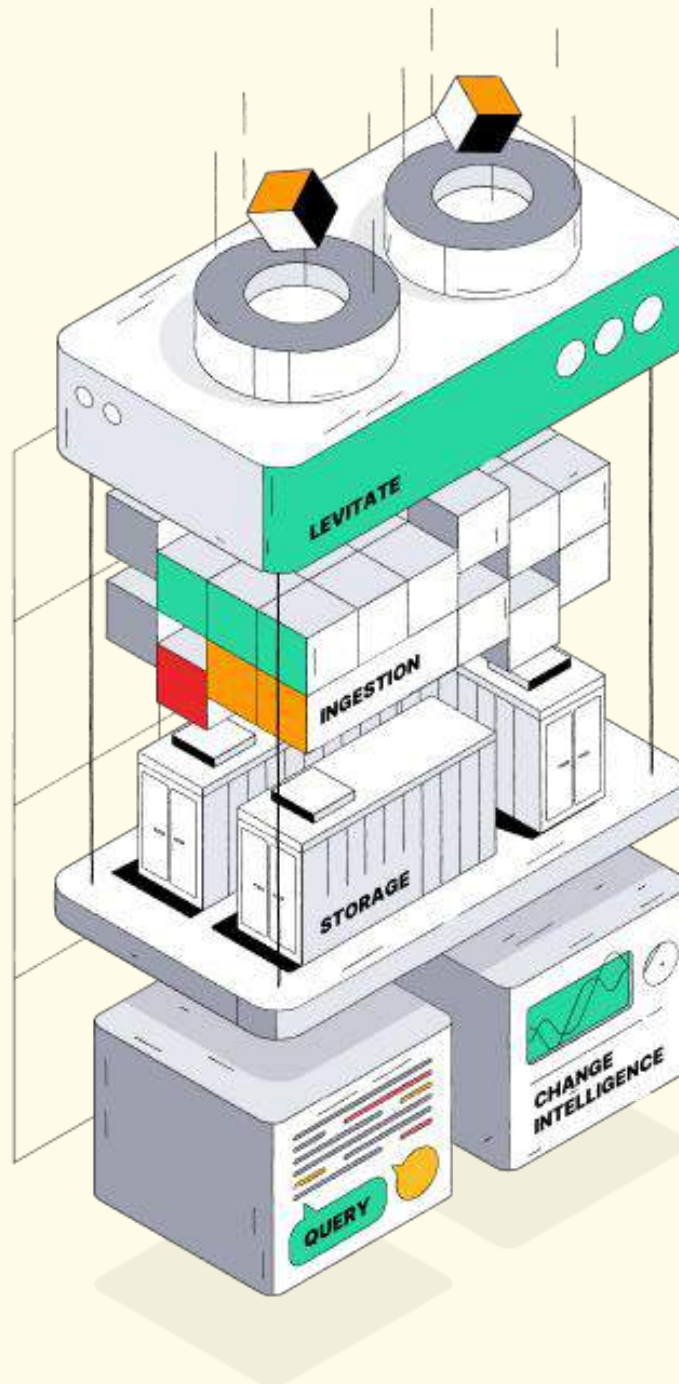
Levitate is currently the bedrock for the customers' entire infrastructure.





With optimized auto-tiered storage, warehousing control levers, and availability guarantees, we've reduced the toil of managing a time series database and the engineering overheads that come with it — something seldom factored in while calculating the cost of running your own Observability team.

---



# About Us

Last9 is a monitoring platform to improve Reliability in large-scale cloud-native environments. We take away the toil of managing a time series database by taming High Cardinality data, reducing alert fatigue, and dramatically reducing monitoring costs.

Levitate is our time series metrics & events warehouse designed for scale and high cardinality. Our warehousing capabilities provide necessary control levers to ensure cost-efficient data growth management, surpassing traditional storage solutions.

Established in 2020, Last9 emerged from years of experience and work operating and overseeing global infrastructure systems. Last9 is headquartered in California, and has raised its Series A from Sequoia Capital, among others.

To know more about us, visit [last9.io](https://last9.io), or reach out to us on Twitter [@last9io](https://twitter.com/last9io).

